


An easy guide to installing and using the Soroptimist News App

Play Store




- On your Android smart phone you have this logo representing the Google play store
- Click on it to open the play store

App Store




- On your iPhone or iPad you have this logo
- Click on it to open the App Store

Search on the play store Or App Store



- Start to type Soroptimist until Soroptimist News is listed
- Click on Soroptimist News



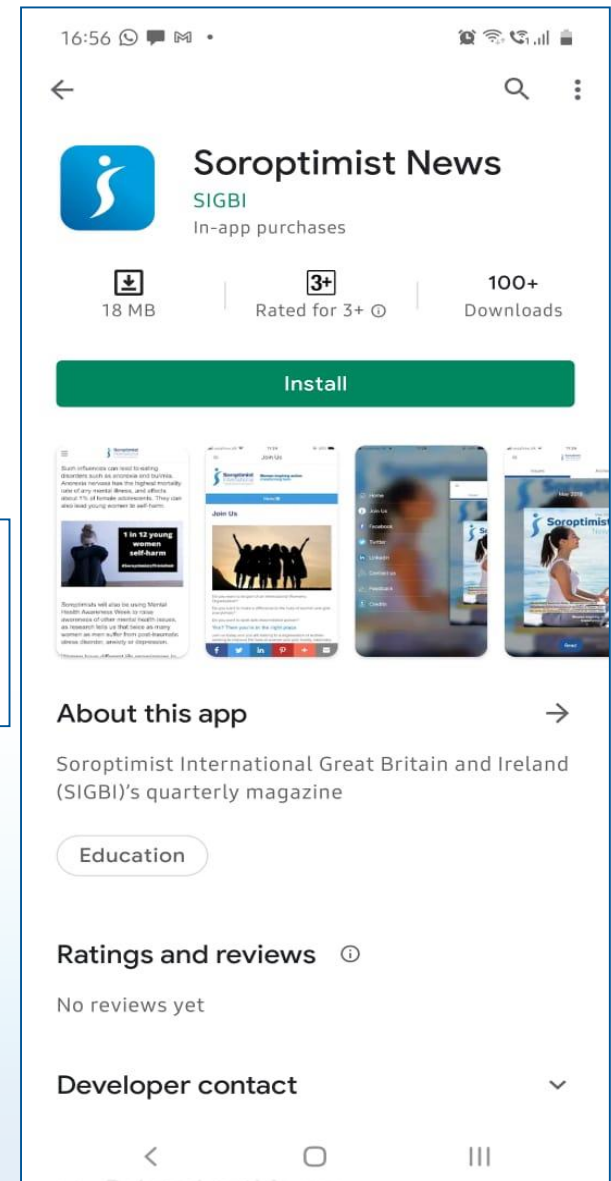
Now you can Install

- Just click on Install



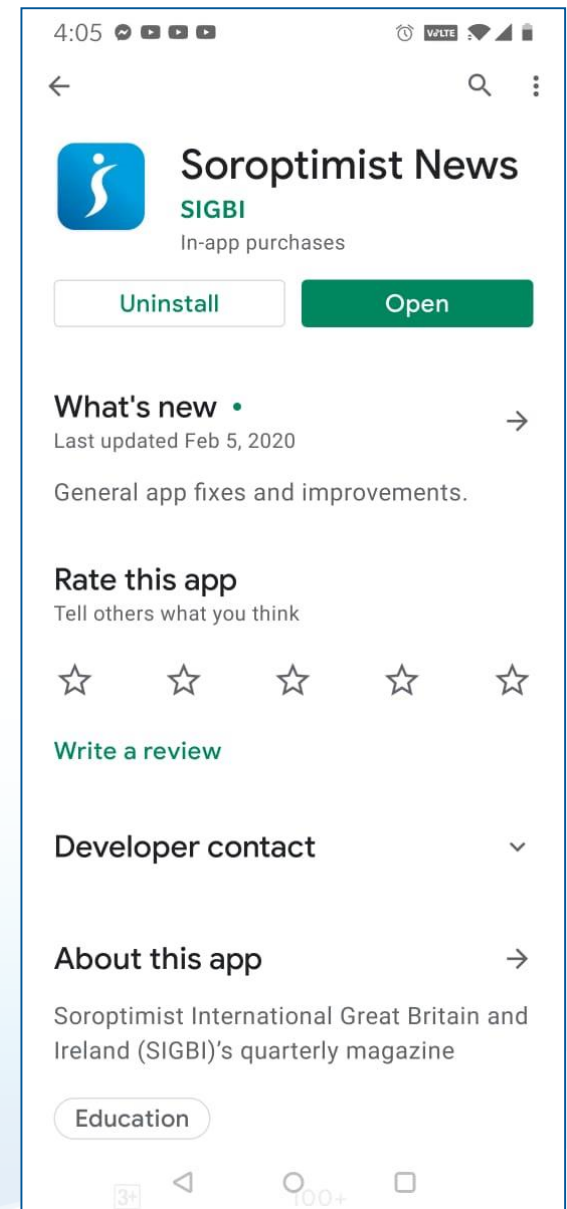

Install

- Installation takes a couple of minutes. When it is complete the green bar will change to "Open"



To open the APP

- Now just click on open



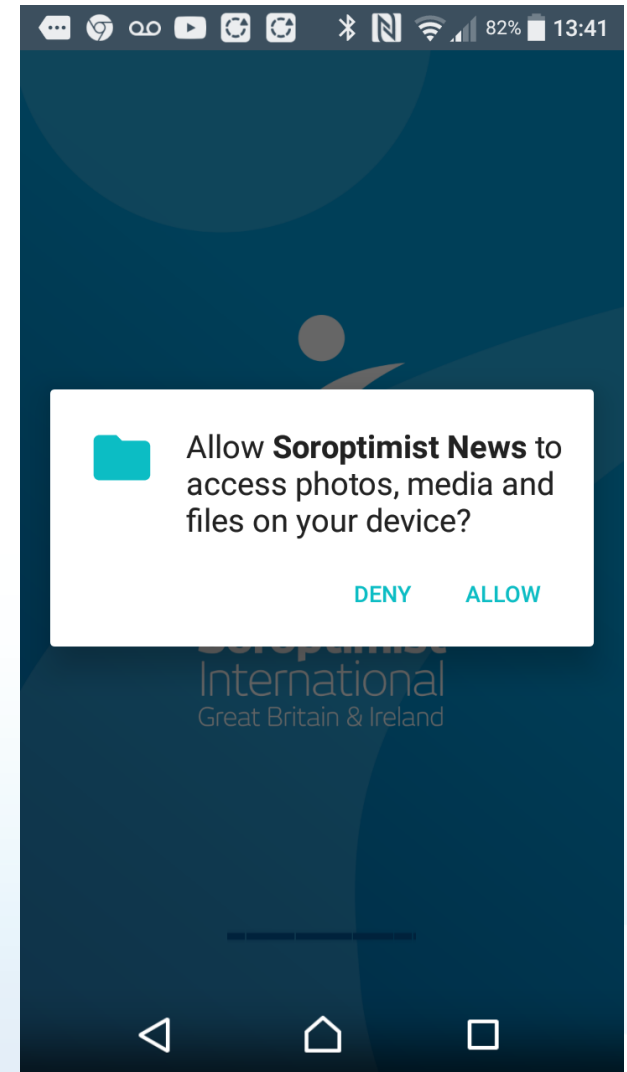
Downloaded app



- A shortcut, displaying this logo will be added to your phone for next time you want to use the App.
- To open the app click on this icon.

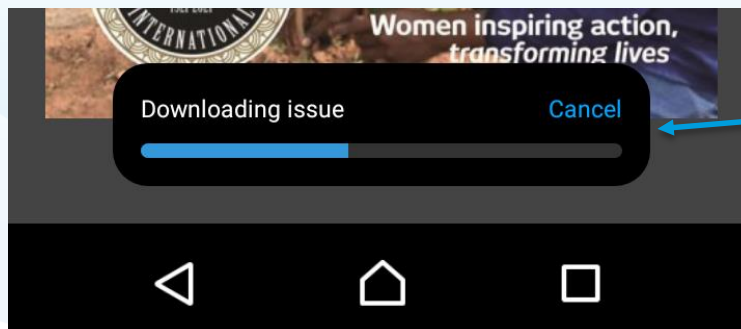
Once the App is installed

- When you open the App for the first time it will ask if you want to allow the App access to your photos. You can click deny to this question.
- You will not be asked this question again.



Once the App is installed

- The latest issue of Soroptimist News will be shown with a "Download" button.
- Click on Download. It just takes a minute to download and you can see its progress.



**Women inspiring action,
transforming lives**

Once the App is installed

- Once downloaded you will see the front cover of the magazine
- Swipe left to access the first article.

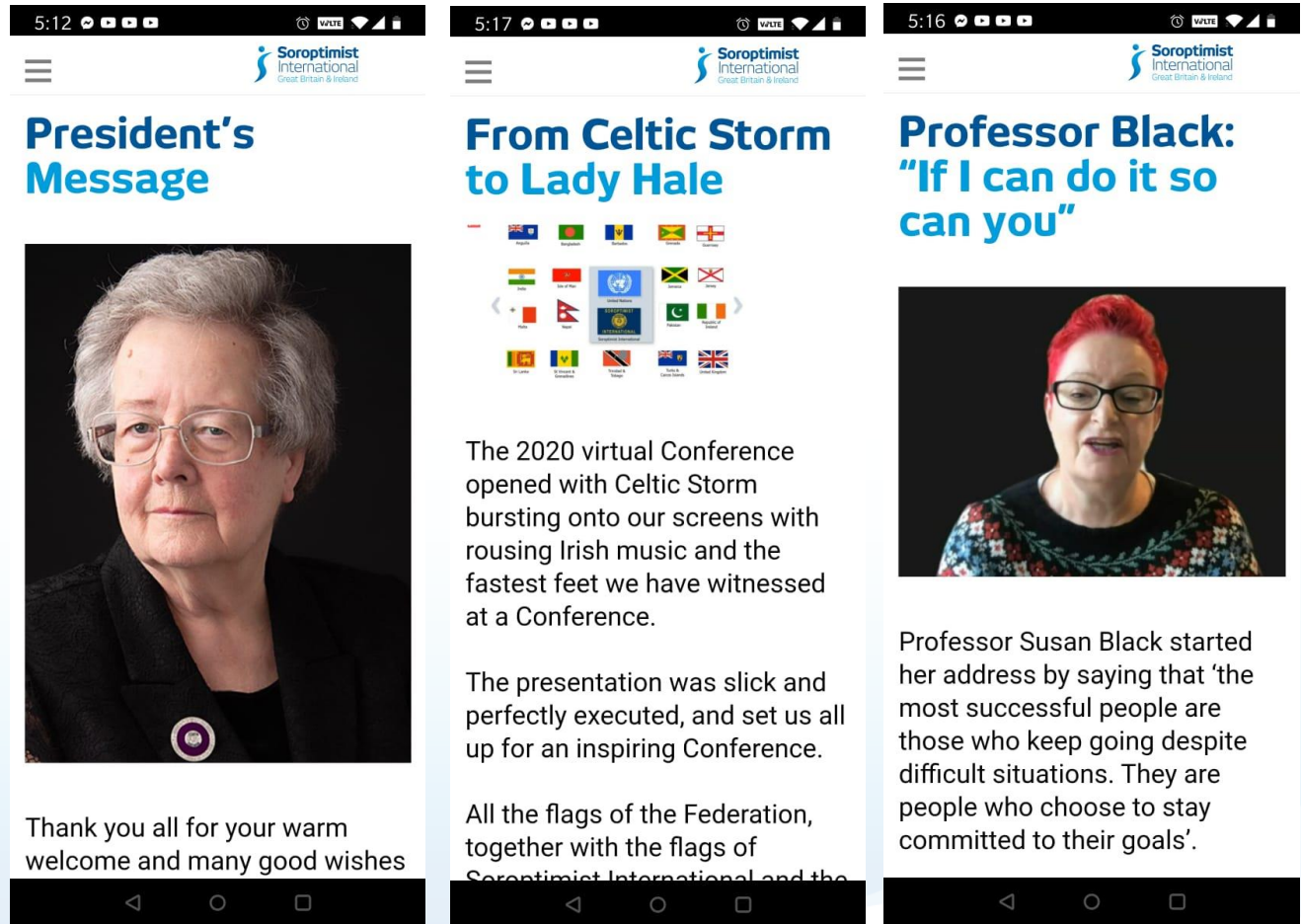
 **Swipe left**



**Women inspiring action,
transforming lives**

Three ways to navigate

1. Swipe from right to left on your screen to go to the next page

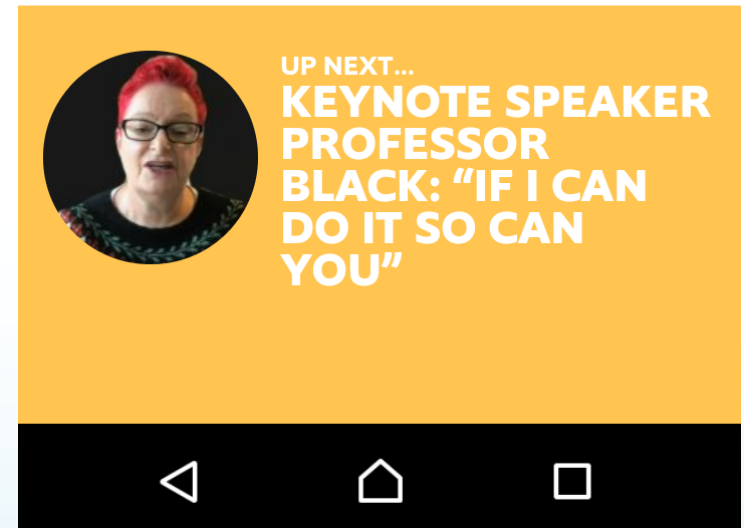


 **Swipe left**

**Women inspiring action,
transforming lives**

Three ways to navigate

2. When you've read to the bottom of an article click the coloured footer to go to the next article



Three ways to navigate

3. Click the hamburger menu (three horizontal lines) at the top left to open the contents list, to go straight to the article you want to read



Share an article

At the bottom of each article there are two share buttons:

1. Facebook
2. Twitter

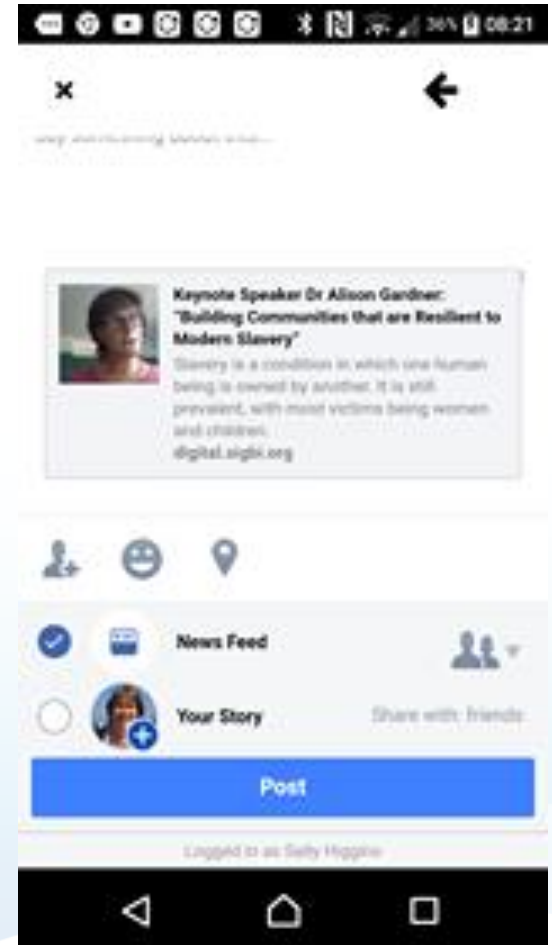
Click on an icon to share the article via that method.



Share on Facebook

Write your own message about the article and click "Post".

Note: you will be asked to log into Facebook the first time you use this share button.

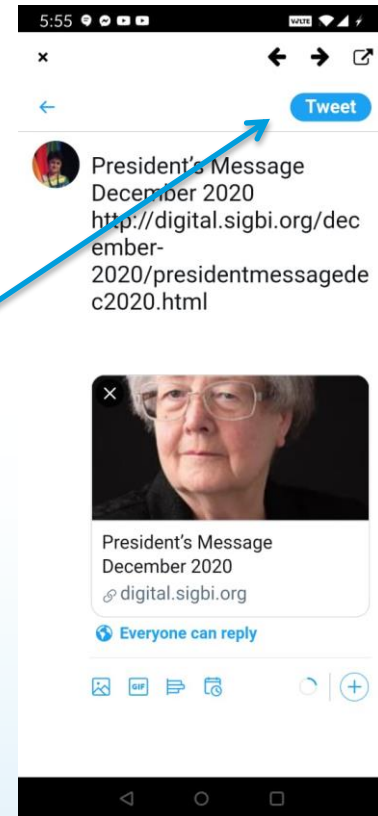


Share on Twitter


Click the "Tweet" icon.

It will open on to your Twitter account and you can add your own message before tweeting.

Note: you will be asked to log into Twitter the first time you use this share button.



All online issues at your fingertips

- Open the Contents List if reading the latest issue and click the symbol  OR
- Open the app from your phone so that you see the latest issue with the "Read" button.
- Swipe left to scroll through previous online issues



Swipe left

**Women inspiring action,
transforming lives**